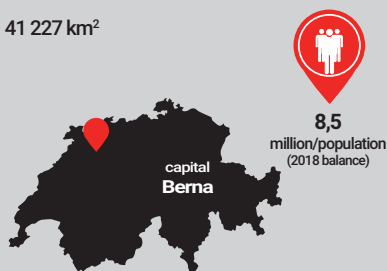


## GENERAL INFORMATION

41 227 km<sup>2</sup>



Official language: German, French and Italian

Religion: Catholic (38%)  
Protestant (27%)  
Islamic (3%)

GMT Time Zone

+1H



## COUNTRY RISK

AA

AAA = lower risk

D = higher risk

National Currency

**Swiss Franc (CHF)**

Exchange Rate (at the end of the month)

1 EUR ↔ CHF 1,12 CHF  
june 2019

Taxation

8%

**GENERAL VAT**

2,5%

**REDUCED RATE**

Water, some foods and foodstuffs, books, culture and sports services

3,8%

**SPECIAL TAX**

Hotel and tourism services

## BUSINESS SCENARIO



4°

**Competitiveness**

Rank at Global Competitiveness Index 2018



38°

**Business Ease of Doing**

Rank Doing Business Report 2019



3°

**Transparency**

Rank at Corruption Perception Index 2017



6°

**Global Ranking**

Ranking Global (EIU, between 82 markets)

## MACROECONOMIC INDICATORS

GDP

**Market Prices**

(current prices)

10<sup>9</sup> USD

**704,1**

CURRENT ACCOUNT

(% GDP)

**9,6**

GDP

**Real Growth**

Rate %

**2,9**

Inflation Rate


(average)

%

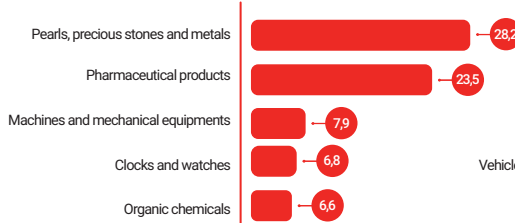
**1,0**

## International Trade Indicators

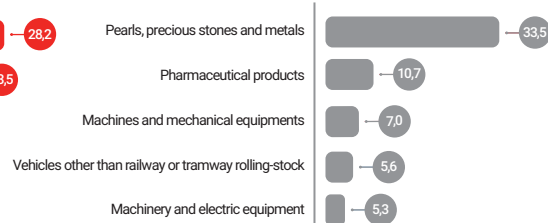
### Main Customers and Suppliers



### Main Export Goods



### Main Import Goods



## Bilateral Relations with Portugal

### Exports and Imports of Goods

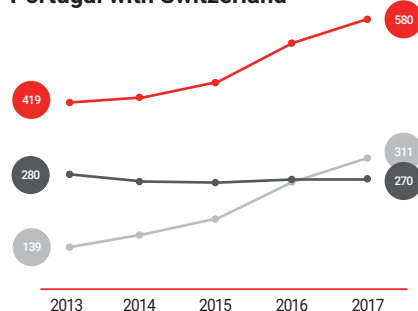


20,8 %	Vehicles other than railway or tramway rolling-stock
12,4 %	Machines and equipments
11,5 %	Alimentary
7,0 %	Plastics and rubbers
5,8 %	Common metals
5,4 %	Clothing
37,1 %	Others



59,5 %	Chemicals
18,7 %	Machines and equipments
7,4 %	Optical and precision equipments
3,2 %	Vehicles other than railway or tramway rolling-stock
2,8 %	Common metals
2,6 %	Plastics and rubbers
5,8 %	Others

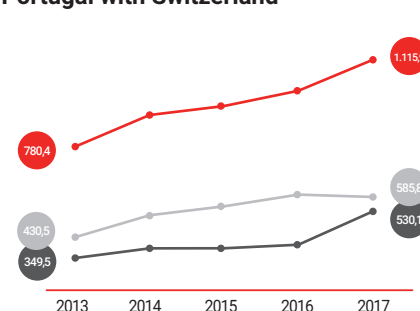
### Goods Trade Balance Portugal with Switzerland



Rate %  
17/13<sup>a</sup>  
8,6

Rate %  
17/13<sup>a</sup>  
-0,9

### Services Trade Balance Portugal with Switzerland



Rate %  
17/12<sup>a</sup>  
9,5

Rate %  
17/12<sup>a</sup>  
11,6

● Exports ● Imports ● Balance Unit: Million Euros

Note: arithmetical average of the annual rates of increase in the period from 2012-2017